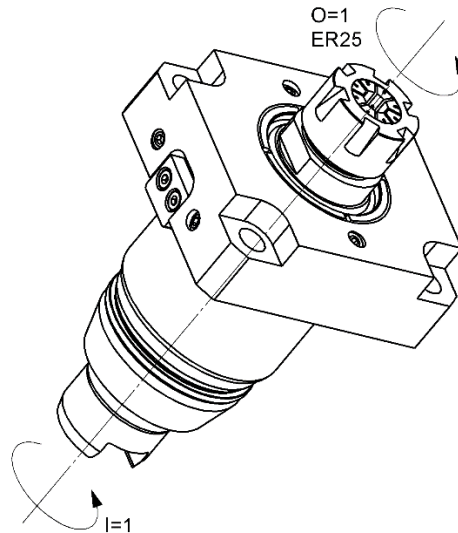



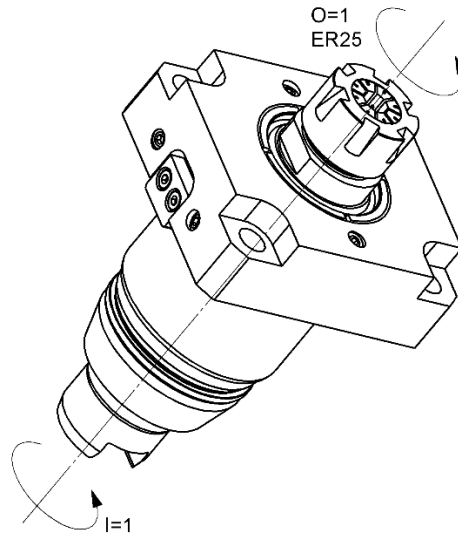
0400-SC025-A000H0-1S02




Machine: TSUGAMI
Type: M06-M08 D/SD/SY
Emplacement, N°: Turret
Travail sur: Broche principale / Broche de reprise
Type de travail: 
i (n_i / n_o): 1 / 1
Attachement: ER25

Refroidissement interne Pression maximale : 150 [bar]

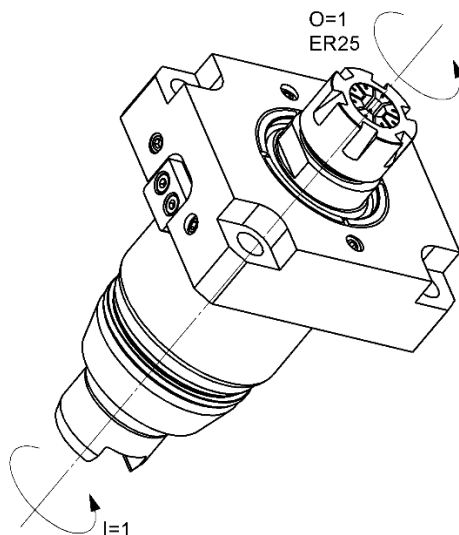
Infos:


0400-SC025-A000H0-1S02

Machine: TSUGAMI
Type: M06-M08 D/SD/SY
Location, N°: Turret
Work on: Main spindle / Back spindle
Type of work: 
i (n_i / n_o): 1 / 1
Attachement: ER25

Internal coolant Maximum pressure: 150 [bar]

Infos:

0400-SC025-A000H0-1S02

Maschine: TSUGAMI
Typ: M06-M08 D/SD/SY
Position, N°: Turret
Arbeit über: Hauptspindel / Abgreifspindel
Arbeitstyp: 
i (n_i / n_o): 1 / 1
Befestigung: ER25

Inner Kühlmittel Maximaler Drück: 150 [bar]

Infos: