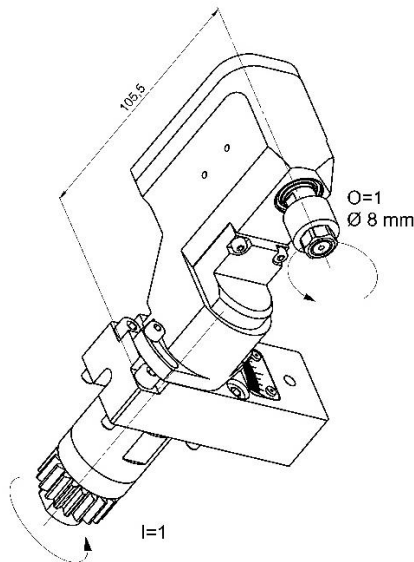

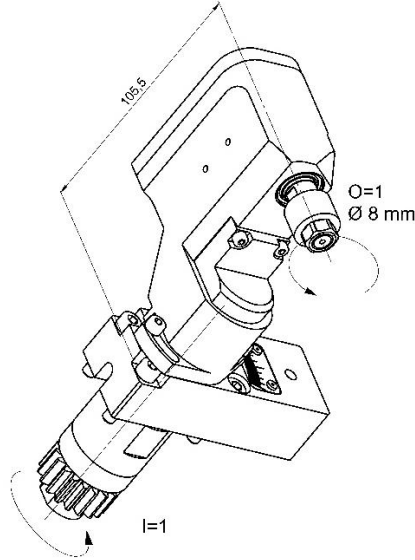



**LSH380-S**

Machine: CITIZEN  
Type: L32-1M10  
Emplacement, N°: Upper gang tool post  
Travail sur: Broche principale / Broche de reprise  
Type de travail:   
i (n<sub>i</sub> / n<sub>o</sub>): 1 / 1  
Attachement: Arbre Ø 8 mm  
Sans refroidissement

**LSH380-S**

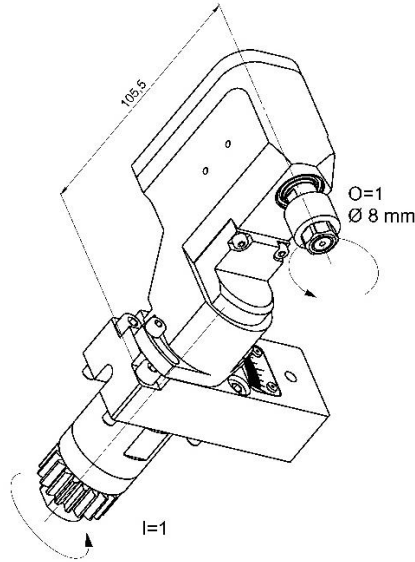



Machine: CITIZEN  
Type: L32-1M10  
Location, N°: Upper gang tool post  
Work on: Main spindle / Back spindle  
Type of work:   
i (n<sub>i</sub> / n<sub>o</sub>): 1 / 1  
Attachement: Arbor Ø 8 mm

Without coolant

Infos:

**LSH380-S**



Maschine: CITIZEN  
Typ: L32-1M10  
Position, N°: Upper gang tool post  
Arbeit über: Hauptspindel / Abgreifspindel  
Arbeitstyp:   
i (n<sub>i</sub> / n<sub>o</sub>): 1 / 1  
Befestigung: Welle Ø 8 mm

Ohne Kühlmittel

Infos: