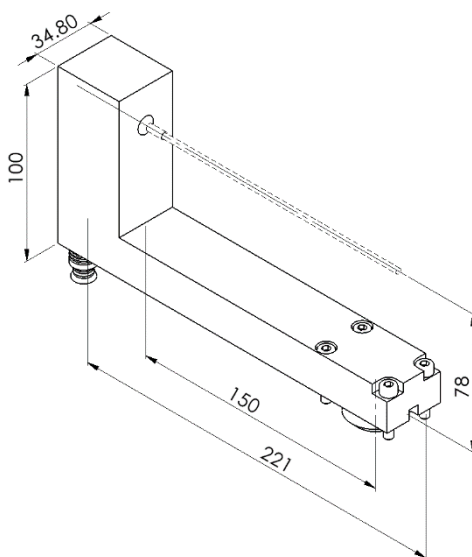


GDF1601-1x10

Machine: CITIZEN

Type: L32

Emplacement, N°: Upper gang tool post

Travail sur: Broche principale

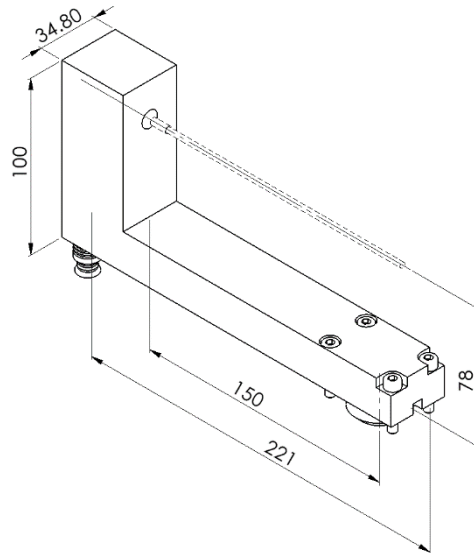
Type de travail: 


Attachement: Ø 10

Refroidissement interne Pression maximale 150bar]

Infos:

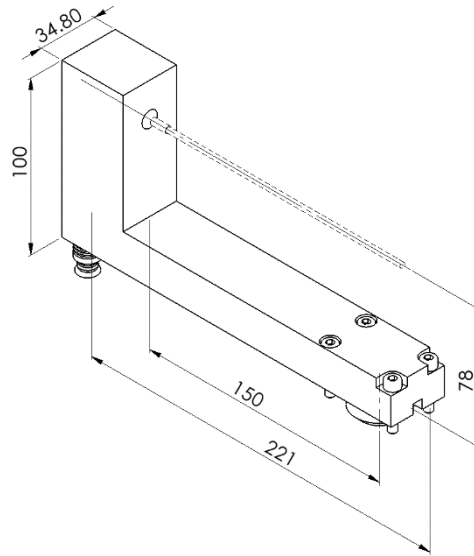
GDF1601-1x10




Machine: CITIZEN
Type: L32
Location, N°: Upper gang tool post
Work on: Main spindle
Type of work: 
Attachement: Ø 10

Internal coolant Maximum pressure: 150 [bar]

Infos:

GDF1601-1x10

Maschine: CITIZEN
Typ: L32
Position, N°: Upper gang tool post
Arbeit über: Hauptspindel
Arbeitstyp: 
Befestigung: Ø10
Inner Kühlmittel Maximaler Druck: 150 [bar]

Infos: