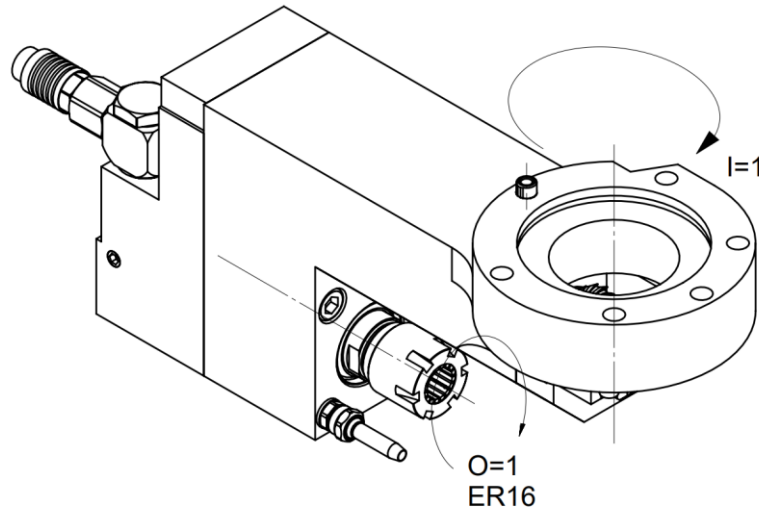


MEU210L

Machine: Citizen

Type: M16-4M8

Emplacement, N°: Upper gang tool post

Travail sur: Broche principale

Type de travail:

i (n_i / n_o): 1 / 1

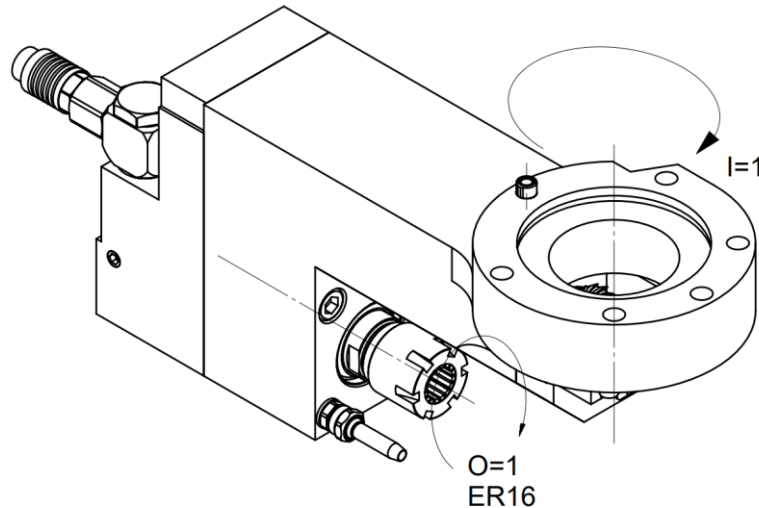
Attachement: ER 16

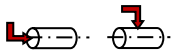
Refroidissement externe Pression maximale: 200 [bar]

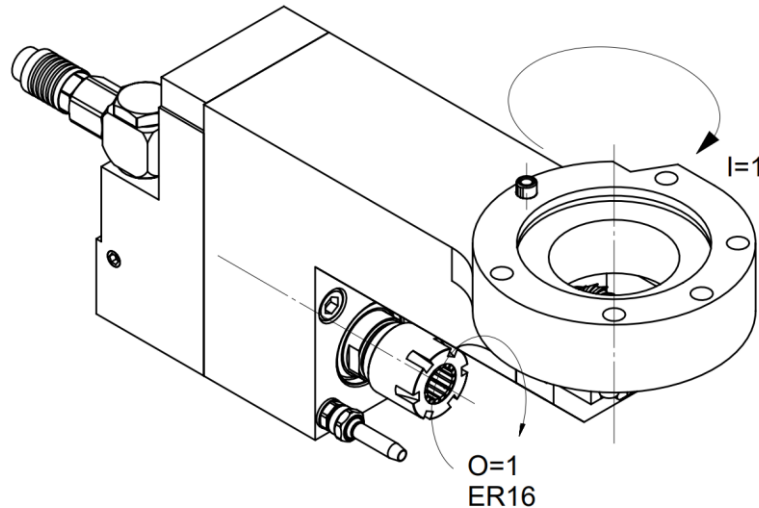
Infos:

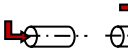
Longueur d'outil : 79.5 mm.

Haute pression inclus

MEU210L

Machine: Citizen
Type: M16-4M8
Location, N°: Upper gang tool post
Work on: Main spindle
Type of work: 
i (n_i / n_o): 1 / 1
Attachement: ER 16
External coolant Maximum pressure: 200 [bar]
Infos:
Tool length: 79.5 mm.
High pressure (200 bar) included

MEU210L

Maschine: Citizen
Typ: M16-4M8
Position, N°: Upper gang tool post
Arbeit über: Hauptspindel
Arbeitstyp: 
i (n_i / n_o): 1 / 1
Befestigung: ER 16

Ausser Kühlmittel Maximaler Drück: 200 [bar]

Infos:

Abstand zum Ursprung von 79.5 mm.

Hochdruck (200 bar) inklusive